

Division of Transport Medicine Helicopter Orientation

August 3, 2012



Children's National
Medical Center

Introduction

The Division of Transport Medicine is happy to announce that the Children's National heliport is re-opening on Tuesday, August 7, at 0700 hours.

We have put together this heliport orientation to educate and highlight some of the new features and standard operating procedures of our heliport.

If you have any questions about the heliport please contact our communications center at 1-800-884-5433.



Aviation Basics

- Airport I.D.- DC17, privately owned, medical use only
- GPS coordinates- Lat: 38' 55' 40 Long: 77' 0' 52"
- Number of helipads- Two
- Max takeoff weight- 22,000 lbs.
- Wind indicator- Yes
- Beacon color- Clear-Green-Yellow
- GPS approach- No



Aviation Basics- Helipad Location

Children's National—Helipad overview
MedSTAR Helipad

Children's Helipad



McMillan Reservoir

Preferred approach
is from the North
or the West



Children's National
Medical Center



Aviation Basics

East



Western Approach

Northern Approach




Children's National
Medical Center




Communications with Children's

- When possible, inbound aircraft should contact the communications center at least 10 minutes prior to arrival.
- Children's National communications center- Unicom 123.050.
- Heliport control phone number- 1-800-884-5433.
- If not already illuminated, perimeter lights can be activated by a triple transmit click on 123.050. If on, the flood lights will de-activate and the perimeter lighting will illuminate.
- Manual controls for helipad lighting are located at the vestibule security station.



Approaching and Arriving Aircraft

- Be alert for traffic approaching and departing from Washington Hospital Center.
- If more than one aircraft is inbound to Children's, priority will be triaged using the following criteria-
 1. Patients in extremis, including CPR
 2. Trauma patients
 3. Medical patients
- Security will be present for all aircraft arrivals.
- If the air team elects to shut down on the helipad, please have the pilot remain on the heliport level to be able to relocate the aircraft if needed.



Departing Aircraft

- Notify the communications center prior to departing the heliport's vestibule.
- Security must be present for all aircraft departures.
- The communications center will request the aircraft call sign and anticipated destination.
- Children's will notify the aircraft's communication center of departure.
- If more than one aircraft is departing, priority will be given to the aircraft that is accepting another mission. Otherwise, the aircraft on the West pad shall depart first.
- Please see the CNMC Heliport Policy for complete details.



Known Hazards- Approach/Departure Obstructions


Obstructions on East, West, and South.



Known Hazards- “No Step” Areas and Perimeter Lights

“No Step” areas are located on the perimeters of the West landing pad and the bridge to main vestibule.


Trip hazard- three landing zone perimeter lights. Yellow discs raised approximately 1” above surface. Illuminated at night.



Known Hazards- Rotor Tie-downs and Surface Seams

There are four rotor tie-downs on each helipad. These are raised approximately .5" above the surface. They are painted yellow and **do not** illuminate at night.

There are also metal seams that run the length of the helipad. These are raised approximately .25" above the surface.



Children's National
Medical Center®

Safety and Security- Beacon and Windsock



New beacon placed on East Tower

New Windsock located on vestibule roof



Safety and Security- Security Station

The Security Officer will be located in this area for all arriving and departing aircraft.

The Officer has immediate access to phone, lighting and fire suppression controls.

Security Officers have undergone new helipad safety & security training.



Safety and Security- Exterior Access to Heliport

- The heliport has been placed on “restricted access” status. East and West exterior entries (noted below) have been secured via badge access.
- Both interior vestibules have at least two badge access points.
- Elevators will be badge access restricted within another month.



Safety and Security- Fire Suppression

Two foam water cannons and water hose reels are located on each end of the pad. They can be activated remotely in the security station or manually at the cannon/reel.



Safety and Security- Fire Suppression

Example of hose reel and fire cannon on West portion of heliport. Also note access to fire pull.



Safety and Security- Door Controls into Hospital

From helipad to main vestibule-
push plate



From main vestibule to patient
transport elevators- access
plate on wall



From helipad to East vestibule-
push plate to be installed



Safety and Security- Door Controls Out of Hospital

Badge access on patient elevators will be activated within the month.

Access from the heliport hallway into vestibule via badge reader or code. Access code is the same as the E.D. ambulance bay code.


Access from the main vestibule to the helipad is via badge reader.

Access can also be granted from the communications center via intercom.



Safety and Security- Helipad Egress Point (West)

Stairs are located on the west side of the pad. Follow the stairs to the rooftop then exit through the secured gate downward to the next level. Take a right and enter the building.




Safety and Security- Helipad Egress Point (East/South)



There are three egress points on the East side.

- 1- Bridge to the East Tower vestibule
- 2- Exterior stairwell on the East pad
- 3- Bridge to the Main vestibule



Safety and Security- Egress from Heliport

Upon entering the main vestibule from the helipad, exit the glass doors into the hallway. There are metal doors at each end of the hall marked with “EXIT” signs. Exit the doors and follow the stairs to a safe level.

*The vestibule hallway is to remain free of stretchers, etc., at all times.



Safety and Security- Decontamination

A decontamination shower and eye wash station is located inside the heliports main vestibule



Safety and Security- Snow and Ice Removal



The helipad is equipped with an integrated snow/ice melt system that activates once the pad reaches a predetermined temperature. Manual operation is located in the Engineering department.



Safety and Security- Hearing and Eye Protection

Storage “cubbies” for hearing protection (red) and eye protection (black) is located in wall built-ins.



Operations- Lighting Controls

Heliport lighting controls are located at the security station

Flood Lights- located on top of the main vestibule, provide lighting to bridge and parking helipad. These should remain off during all aircraft arrivals and departures.

Surface Lights- located on perimeter of heliport; provide surface lighting to all pads. Options- off/on/auto. In auto position, the lights will turn off if the pilot triple clicks the mic on 123.050.

Landing Lights- located on perimeter of heliport; provides markings of pads. The lights are on a dusk-to-dawn timer in “auto” option.



Children's National
Medical Center®



Operations- Communications



There are three phones located throughout the heliport (security station, crew desk in main vestibule, vestibule hallway) and an intercom line that is answered in the communications center.



Children's National
Medical Center®



Operations- Ventilation and HVAC Management

Portions of the ventilation system at CNMC must be shut-down prior to arrival and departure of aircraft. Please provide ample notice to the communications center prior to landing or departing our heliport.

A vent control button is present in the main vestibule and will indicate the status of the vents. A red illuminated button (to replace the green one seen here) indicates that the vents are closed. If the button is not illuminated, please contact the communications center via intercom.



Operations- Compressed Gas Storage

The compressed gas storage room is located on the East side of the vestibule hallway. It is used for portable tanks and the oxygen cascade system for aircraft. This room is unlocked.

The telecom equipment room (not shown) is located on the West side of the hallway. Entry is now restricted via badge reader.



Children's National
Medical Center



Operations- Storage for Duty Crews



Storage cubbies and jacket hooks are provided for duty crews.

Closed, secure storage for pilot NVGs, etc.

* Three cubbies and jacket hooks will be installed in the East vestibule within the month.



Operations- Work Area for Duty Crews



Work area for duty crews. To be equipped with PC/monitor, fax, and printer.



Children's National
Medical Center



Thank You

Thank you for reviewing our heliport orientation and for your patience of four months.

Please contact our communications center at 800-884-5433 if you have any questions.

